

ROTARY COMMUNITY CORPS 2017-18 Annual Survey Results



Rotary

Community
Corps

2017-18 Rotary Community Corps Survey Results

Every year, RI surveys all club presidents whose club sponsors at least one [Rotary Community Corps \(RCC\)](#). Survey responses provide valuable information about the activities and demographics of RCCs and the nature of their partnership with Rotary clubs. 241 of 3602 presidents responded to the 2018 survey to share insights from the 2017-18 Rotary year.

Below are the most significant insights gained from the 2018 RCC survey:

I. Active RCCs and their projects:

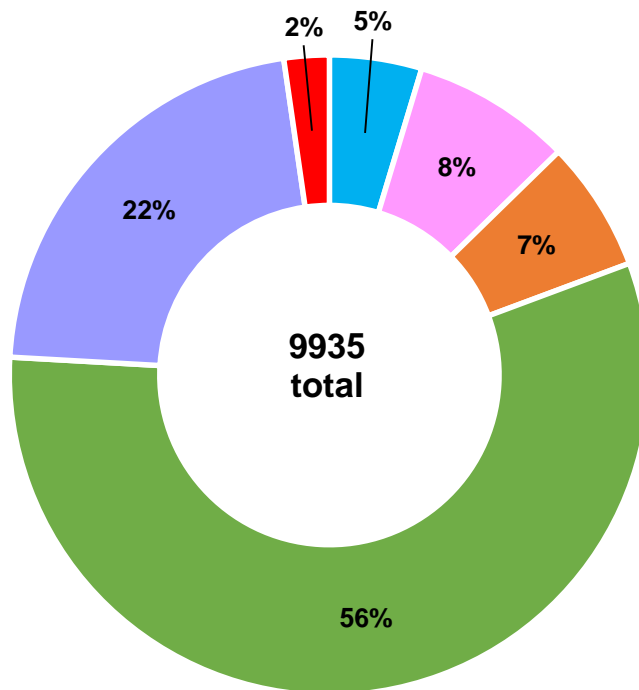
- 9937 RCCs were active during the 2017-18 Rotary year.
- 48% of RCCs are located in urban areas.
- 75% of RCCs meet at least once a month.
- 9% of RCC members are 18-24 years of age, 12% are 25-34 years of age, 31% are 35-44 years of age, 29% are 45-54 years of age, and 19% are 55 and older.
- 40% of RCCs have predominantly male members, 37% predominantly female members, and 23% equal number of female and male members.
- Club presidents characterized RCC members in four different groups:
 - (1) people who are committed to service but not qualified for membership in a Rotary club;
 - (2) people who are qualified for membership in a Rotary club but are not interested in joining;
 - (3) people who are interested in joining a Rotary club and are demonstrating their commitment to service through their involvement in the RCC;
 - (4) people who are in need of services and could benefit from the RCCs' service projects.
- RCC projects address all of Rotary's areas of focus. Economic and Community Development, Basic Education and Literacy, and Disease Prevention and Treatment seemed to be the most common. Polio eradication was the rarest.

2017-18 RCC Overview

9,937 RCCs were active in 98 countries throughout the year. 462 new RCCs were chartered and 79 RCCs were terminated. As a result, RCCs experienced a 4.0% net growth worldwide. India has the highest number of active RCCs with 5156 Corps. Philippines has the second highest number of RCCs with 1928 Corps. Brazil is in the third place with 376 RCCs, followed by Bangladesh with 228, and Turkey with 206.

Interestingly, the countries with the highest number of RCCs are different from the countries with the highest annual growth rates. For example, Hong Kong and Malta experienced the highest RCC growth with a 100% growth in active RCCs during the 2017-18 year. Australia experienced the second highest growth with 50% increase. Cyprus experienced the third highest growth with 50% increase. The growth rates in the Nigeria (42%), New Zealand (33%), Romania (25%), Japan (20%), Thailand (19%), and the United States (17%) are also well above the global average (6.7%) whereas the growth rates in India and Philippines are understandably stable at 6%.

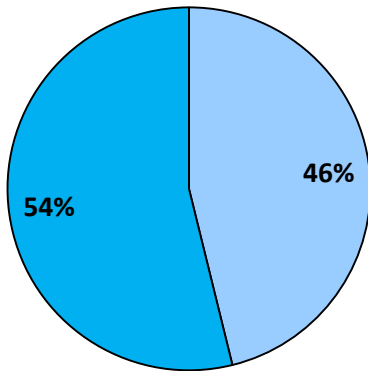
2017-18



- North America and Europe
- South/Central American and the Caribbean
- Africa and the Middle East
- South Asia
- Southeast Asia and Oceania
- East Asia

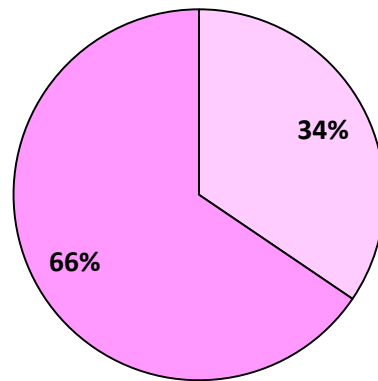
RCC Location Trends by Region

North America and Europe



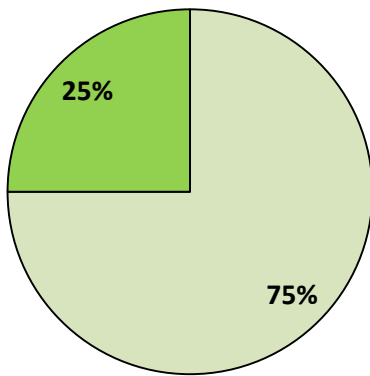
■ Rural ■ Urban

South/Central America and the Caribbean



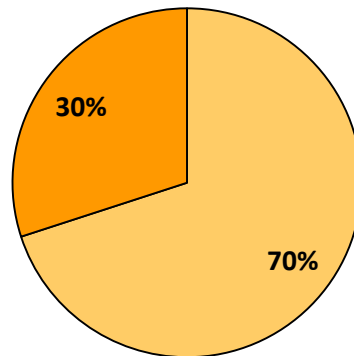
■ Rural ■ Urban

South Asia



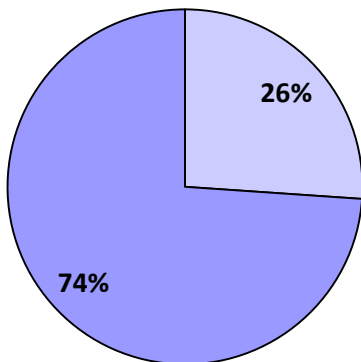
■ Rural ■ Urban

Africa and the Middle East



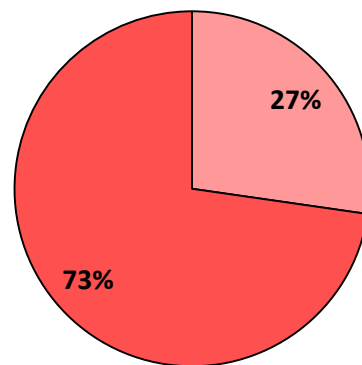
■ Rural ■ Urban

Southeast Asia and Oceania



■ Rural ■ Urban

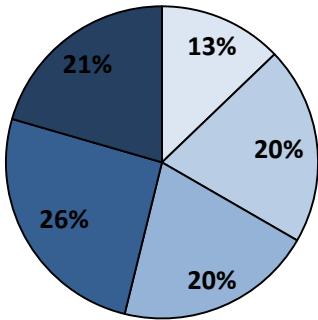
East Asia



■ Rural ■ Urban

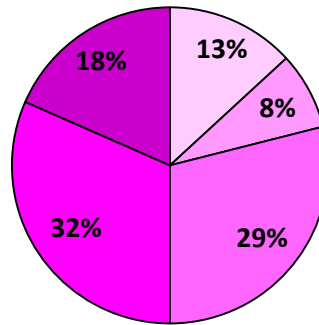
RCC Member Age Demographics by Region

North America and Europe



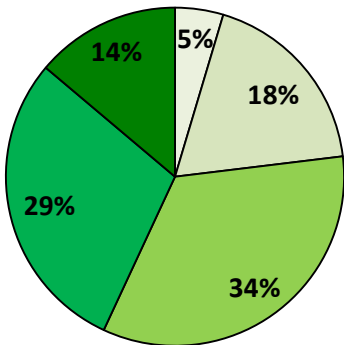
□ 18-24 □ 25-34 □ 35-44 □ 45-54 □ 55 and older

South/Central America and the Caribbean



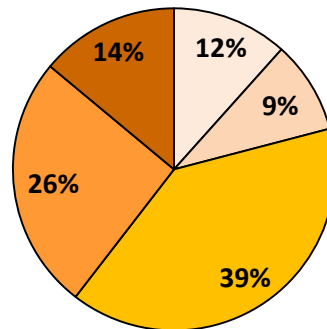
□ 18-24 □ 25-34 □ 35-44 □ 45-54 □ 55 and older

South Asia



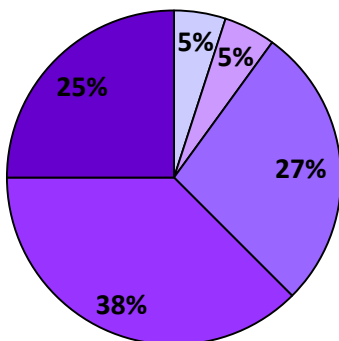
□ 18-24 □ 25-34 □ 35-44 □ 45-54 □ 55 and older

Africa and the Middle East



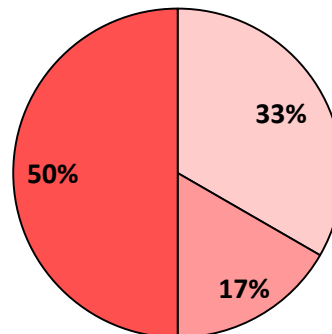
□ 18-24 □ 25-34 □ 35-44 □ 45-54 □ 55 and older

Southeast Asia and Oceania



□ 18-24 □ 25-34 □ 35-44 □ 45-54 □ 55 and older

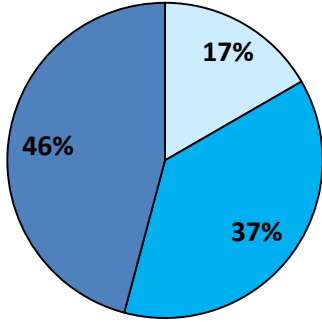
East Asia



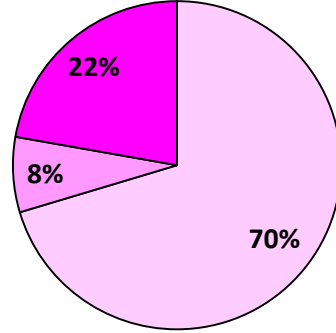
□ 35-44 □ 45-54 □ 55 and older

RCC Member Gender Demographics by Region

North America and Europe

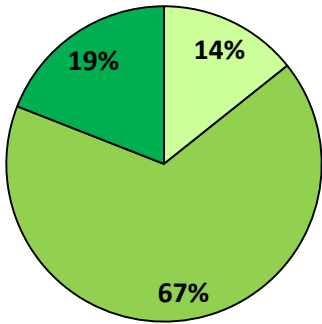


South/Central America and the Caribbean

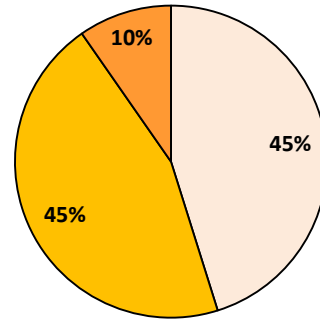


■ Majority Female
 ■ Majority Male
 ■ Equal Female to Male Ratio
 ■ Majority Female
 ■ Majority Male
 ■ Equal Female to Male Ratio

South Asia

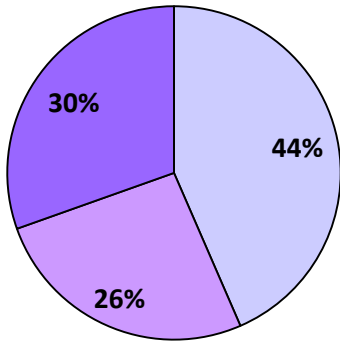


Africa and the Middle East

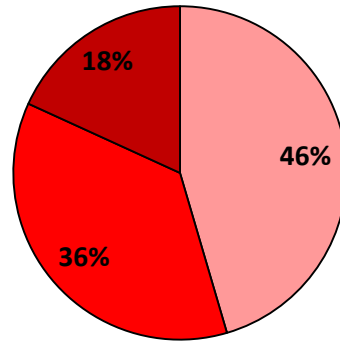


■ Majority Female
 ■ Majority Male
 ■ Equal Female to Male Ratio
 ■ Majority Female
 ■ Majority Male
 ■ Equal Female to Male Ratio

Southeast Asia and Oceania



East Asia



■ Majority Female
 ■ Majority Male
 ■ Equal Female to Male Ratio
 ■ Majority Female
 ■ Majority Male
 ■ Equal Female to Male Ratio

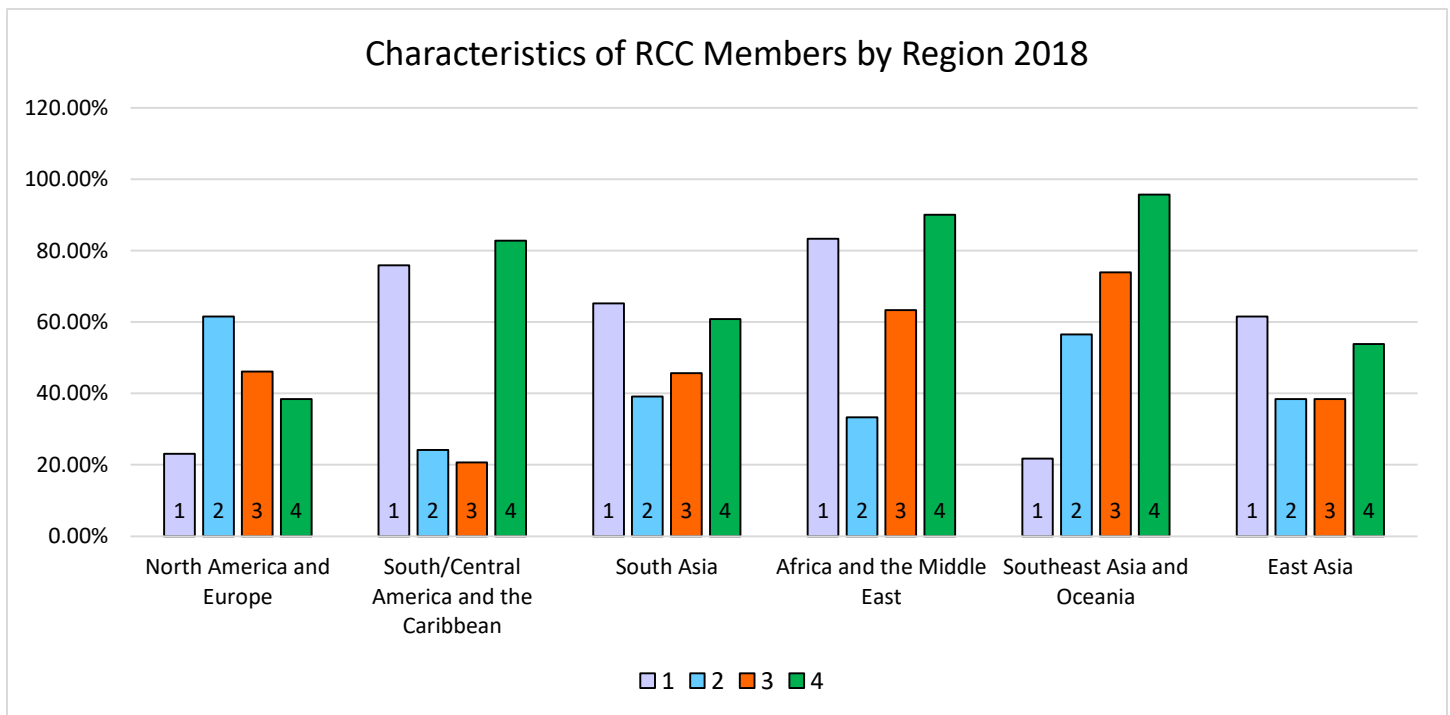
II. Sponsoring Rotary clubs' involvement with RCCs

- Rotary clubs organize most of the fundraising activities and donate funds for RCC projects. RCC members are more likely to volunteer their time to implement a project rather than be responsible for the long-term oversight of the project or publicize it.
- Most of the Rotary clubs promote RCCs through personal contacts (rated highest) and social networking site(s), as well as by advertising RCCs using local media.
- Most of the Rotary clubs support their RCCs by organizing joint club/RCC projects and inviting RCCs to participate in club meetings.
- Most of the club presidents communicate RCC information to their club members at club meetings or via email and or/newsletters.

III. Characteristics of RCC Members

Members of Rotary Community Corps are generally characterized as:

- 1- People who are committed to service but are not qualified for membership in a Rotary club.
- 2- People who are qualified for membership in a Rotary club but are not interested in joining a Rotary club.
- 3- People who are interested in joining a Rotary club and are demonstrating their commitment to service through their involvement in the RCC.
- 4- People who are in need of services and could benefit from the RCCs' service projects.



IV. Rotary's involvement with RCCs

Club presidents shared feedback on Rotary's support of the RCC program:

- 59% think that Rotary International should communicate directly with RCC presidents while 41% believe Rotary International should not communicate directly with RCC presidents because of language and translation issues, it weakens the role of the sponsoring Rotary Club, as well as RCC members' lack of regular access to email.
- 50.4% of club presidents think that Rotary should not suspend RCCs that have been inactive for six or more months.
- 72% of club presidents would like resources on fundraising ideas for RCC projects, 70% would like additional ideas for promoting RCCs to community members, and 68% would like a "How To" guide on maintaining a sustainable collaboration with their RCCs.